



**Passenger Elevator**



**Villa Elevator**



**Panoramic Elevator**



**Escalator**



**Hospital Elevator**



**Freight Elevator**



**Car Elevator**



**Moving Walk**


# Ningbo Sigma Elevator CO., LTD.

1507 Chunchi Road, Gaoqiao Town, Haishu District,  
Ningbo City, Zhejiang Province, China  
Tel: +86-571-3623181; Fax: +86-571-3623181;  
Cell: +86-18657970560  
Email: sales@nbsignalift.com.  
Web: www.nbsignalift.com



\*The printed products are reference only. Ningbo Sigma Elevator can change the designs & specifications of the product at any time. The information in the catalogue doesn't provide any guarantee or commitments about the products, their suitability, quality or any other purchase agreements.

Copywrite @ 2024 Ningbo Sigma Elevator Co., LTD.



**“Elevating to New Heights”**

# Ningbo Sigma Elevator CO., LTD.

## CORPORATE INTRODUCTION

Ningbo Sigma factory was founded with a clear vision: to establish itself as a globally renowned brand. This indicates that from the outset, the company had aspirations beyond the local or regional market. The decision to focus on becoming a globally recognized brand suggests a strategic outlook aimed at expanding its reach and competitiveness beyond domestic borders. Ningbo Sigma Elevator Co., Ltd. is located in Haishu, Ningbo, Zhejiang, China. Zhejiang province takes the entire elevator manufacturing as its core, integrates leading elevator parts companies, introduces high-end technical talents, realizes technological innovation and builds China's leading elevator characteristic industry.

Our products include: passenger elevators, home elevators, sightseeing elevators, moving walk, escalators, car elevators, hospital elevators, shopping cart escalators, as well as other types of elevators and various elevator accessories. We always adhere to the height of the international elevator industry, introduce advanced equipment at home and abroad, strive to improve production efficiency and product quality and only provide you with better and safer elevator products.

Our company always puts customers first. Before placing an order, we will customize the elevator for you according to the different requirements of the customer, such as the specific specification of the elevator shaft, the height of the floor, the design of the machine room and the size and height of the elevator car. We know that each customer has different requirements for elevators, which is why customization is our top priority.

Another feature : we are proud that we provide customers with free elevator civil drawings before placing orders, customize products according to customers' requirements and attach a complete English assemble instruction manual to the final delivery for customers. So that our customers can work without any difficulty.





# CONTENTS

MR & MRL Elevator Comparison	02
Passenger Elevator Cabin Design	05
Panoramic Elevator Cabin Design	21
Home Elevator Cabin Design	23
Freight Elevator Cabin Design	25
Car Elevator Cabin Design	27
Hospital Lift	29
Escalator Cabin Design	31
Moving walk Cabin Design	33
Car Operational Panel COP & LOP	35
Handrail Design	37
Ceiling Design	38
Floor Design	39
Landing Door Design	41
Construction Parameters with Drawing	49

## MACHINE ROOMLESS PASSENGER ELEVATOR

Free up machine room space and expand architectural design, to Prevent lectromagnetic interference and avoid electronic radiation. Lower operating noise, creating a quiet space.


## SMALL MACHINE ROOM PASSENGER ELEVATOR

Save room space and release building space. Outstanding energy saving effect, saving the cost of use, eliminate oil pollution and make the environment cleaner.

Utilization of building area  
**100%**



Reduce the area of machine room  
**56%**



### Applying Fields



Residential



Business Building

## GREEN LOW-CARBON FULLY ENJOY A NATURAL AND HARMONIOUS GREEN SPACE

### Energy feedback technology

The energy feedback device enables the conversion of the heat energy produced in the elevator operation into electric energy and feedback to the power grid. In this case, the energy utilization is maximized with an energy saving ratio of 30% above.

### Reliability

The traction system, door system and other main component systems have passed strict reliability tests to ensure the reliable operation of the elevator under long-term and heavy-load conditions. The button with anti-drop design is sturdy and reliable, and can withstand improper use. Efficient permanent magnet synchronous gearless traction machine.

- ◆High magnetic flux density electromagnetic structure, high efficiency and low noise.
- ◆A more uniform force and a more stable structure effectively reduce the wear of the traction wire rope and prolong the service life of the bearing.
- ◆High peak torque and strong overload capacity make the operation stable and reliable.

### Energy saving

We are committed to improving space utilization and reducing customers' construction costs. PM synchronous tractor and integrated controller have compact size and layout, which can reduce the area of the machine room. The area of the machine room is the same as that of the hoist way. Only accounts for 50% of the traditional computer room area. The machine room less elevator saves more building space. Adhering to the product development concept of "energy saving and environmental protection", we use advanced green technology to produce low energy consumption products.



## TOP CLASS TECHNOLOGY WITH INTELLIGENT INNOVATION

### Top advanced door operator system

The door operator control system of Our company applies dual control systems. One group is controlled by main controller of control cabinet, the other one by door operator controller, which greatly reduces non-opening accidents due to trouble of door machine control.

### Fully computerized integrative and intellectual control system

Our company gives a full play of human intelligence by variable frequency, speed governor elevator technology with top grade, fully computerized, modular data intellectual network control. It brings about the more perfect and flexible systematic functions. It executes the most secure, accurate, effective management control to the elevator operation.

### Light curtain door protection system


It forms light curtain barrier in front of elevator door with 94 infrared light beams protection. It sensitively reacts to any person or object that enters into the probing plane with high safety properties. It quickly re-starts door machine opening to prevent from clamping.

### Liquid crystal touch operation system

Liquid crystal touch screen is simple in operation and convenient in installation. User only needs to touch graphic button in screen, then touch feedback system in screen can drive various connection devices according to systematic program. It applies touch screen to produce the first-class user operation experience. Let's feel brand-new man/machine inter-communication!

### OVER SPEED GOVERNOR

When the elevator exceeds the standard limit speed, the speed limiter will cut off the safety circuit to ensure that the elevator stops running, and the safety gear will be lifted mechanically to stop the car on the guide rail.



# Passenger Elevator Cabin Design



▼ **HGM-P02**

Ceiling: Middle image vault, stainless steel plates on both sides, LED down  
 Cabin Wall: Mirror etched stainless steel for center plate, auxiliary hairline stainless steel  
 Handrail: Stainless steel single round tube on center plate  
 Floor: PVC (Standard), Marble (Optional)



▼ **HGM-P04**

Ceiling: Mirror stainless steel, ached roof, Down lamp  
 Cabin Wall: Center wall is mirror & sandblasting. Side wall is Sandblasting. Auxiliary plate is Mirror  
 Handrail: None  
 Floor: PVC(Standard), Marble(Optional)



▼ **HGM-P05**

Ceiling: Mirror stainless steel, ached roof, LED lights  
 Cabin Wall: Mirror etched stainless steel for center plate, auxiliary hairline stainless steel  
 Handrail: Stainless steel single flat  
 Floor: PVC(Standard), Marble(Optional)



▼ **HGM-P01**

Ceiling: Mirror stainless steel frame, acrylic spray painted lighting  
 Cabin Wall: Mirror stainless steel coated steel, side wall is mirror stainless steel  
 Handrail: Hairline single tube armrest  
 Floor: PVC(Standard), Marble(Optional)



▼ **HGM-P03**

Ceiling: Hairline stainless steel, down lamp  
 Cabin Wall: Hairline stainless steel, mirror etched stainless steel  
 Handrail: None  
 Floor: PVC(Standard), Marble(Optional)



▼ **HGM-P06**

Ceiling: Hairline stainless steel, acrylic lighting  
 Cabin Wall: Hairline stainless steel, mirror etched stainless steel  
 Handrail: Stainless steel Flat double round tube  
 Floor: PVC(Standard), Marble(Optional)



▼ **HGM-P07**

Ceiling: Golden hairline stainless steel with downlight  
 Cabin Wall: Central plate mirror etched, Auxiliary plate hairline stainless steel  
 Handrail: Titanium gold mirror etched stainless steel, ceramic tile or slate  
 Floor: PVC(Standard), Marble(Optional)



▼ **HGM-P08**

Ceiling: Mirror stainless steel, acrylic transparent board, LED lights  
 Cabin Wall: Mirror etched stainless steel for center plate, auxiliary hairline stainless steel  
 Handrail: Stainless steel single round tube on both sides  
 Floor: PVC, Marble (Optional)



▼ **HGM-P09**

Ceiling: Mirror stainless steel, ceiling lamp  
 Cabin Wall: Center plate is mirror etched, black titanium and Auxiliary plate is hairline stainless steel.  
 Handrail: Stainless steel Rose Gold single round tube  
 Floor: PVC, Marble (Optional)



▼ **HGM-P12**

Ceiling: Mirror stainless steel, acrylic transparent board, LED lights  
 Cabin Wall: Mirror etched stainless steel for center plate, auxiliary hairline stainless steel  
 Handrail: Stainless steel single round tube on both sides  
 Floor: PVC, Marble (Optional)



▼ **HGM-P13**

Ceiling: Mirror stainless steel, acrylic transparent board, LED lights  
 Cabin Wall: Mirror etched stainless steel for center plate, auxiliary hairline stainless steel  
 Handrail: None  
 Floor: PVC, Marble (Optional)



▼ **HGM-P10**

Ceiling: Stainless steel, acrylic transparent panel, LED lighting  
 Car wall: Hairline stainless steel, mirror etching  
 Handrail: Hairline stainless steel  
 Floor: PVC, Marble Floor (Optional)



▼ **HGM-P11**

Ceiling: Black titanium mirror, LED lighting  
 Cabin Wall: Black titanium mirror etched  
 Handrail: None  
 Floor: PVC (Standard), Marble Floor (Optional)



▼ **HGM-P14**

Ceiling: Stainless steel, acrylic transparent panel, LED lighting  
 Car wall: Center plate is mirrored, etched & black titanium. Auxiliary plate is hairlines.  
 Handrail: Hairline stainless steel  
 Floor: PVC, Marble Floor (Optional)



▼ **HGM-P15**

Ceiling: Painted steel base-plate, car wall and golden down lamp, central soft lighting design white light-shade panel  
 Car wall: Mirror etched, hairline, irregular grain  
 Handrail: Stainless steel flat handrail  
 Floor: PVC, Marble Floor (Optional)



▼ **HGM-P16**

Ceiling: Titanium mirror frame, acrylic lighting, LED lights  
 Cabin Wall: Center plate is mirrored, etched, titanium. Auxiliary plates are hairlines, titanium  
 Handrail: None  
 Floor: PVC(Standard), Marble(Optional)



▼ **HGM-P17**

Ceiling: Mirror stainless steel, ached roof, LED lights  
 Cabin Wall: Center plate is mirrored, sandblasted, titanium. Auxiliary plates are mirror, sandblasted, titanium  
 Handrail: None  
 Floor: PVC(Standard), Marble(Optional)



▼ **HGM-P20**

Ceiling: Titanium mirror frame, acrylic lighting, LED lights  
 Cabin Wall: Center plate is mirrored, etched, titanium. Auxiliary plates are sandblasting, titanium  
 Handrail: None  
 Floor: PVC(Standard), Marble(Optional)



▼ **HGM-P21**

Ceiling: Titanium gold mirror stainless steel, arched acrylic transparent plate  
 Cabin Wall: Titanium gold mirror stainless steel, etched  
 Handrail: Titanium gold stainless steel +wood-grain round tube  
 Floor: PVC(Standard), Marble(Optional)



▼ **HGM-P18**

Ceiling: Hairline stainless steel, acrylic lighting, LED lights  
 Cabin Wall: Center plate is mirrored, etched,-gold. Auxiliary plates are hairlines, gold  
 Handrail: None  
 Floor: PVC(Standard), Marble(Optional)



▼ **HGM-P19**

Ceiling: Hairline stainless steel, acrylic lighting, LED lights  
 Cabin Wall: Central plate is titanium gold mirror etched, Auxiliary plate is titanium gold hairline stainless steel  
 Handrail: Titanium gold round handrail  
 Floor: PVC(Standard), Marble(Optional)



▼ **HGM-P22**

Ceiling: Titanium gold mirror stainless steel, acrylic decorative lights  
 Cabin Wall: Titanium gold mirror etched stainless steel  
 Handrail: Titanium gold etched stainless steel three round tube on three sides  
 Floor: PVC(Standard), Marble(Optional)



▼ **HGM-P23**

Ceiling: Milky white paint frame, organic lamp post, stainless steel mirror in the middle, LED lights all around  
 Cabin Wall: Titanium gold mirror stainless steel, titanium gold mirror etched stainless steel  
 Handrail: None  
 Floor: PVC(Standard), Marble(Optional)



▼ **HGM-P24**

Ceiling: Titanium mirror etched stainless steel, LED lights  
 Cabin Wall: Titanium mirror etched stainless steel, auxiliary mirror etched stainless steel  
 Handrail: Titanium mirror stainless steel double round tube  
 Floor: PVC(Standard), Marble(Optional)



▼ **HGM-P25**

Ceiling: Mirror stainless steel, double arched acrylic plate, LED lights  
 Cabin Wall: Sprayed steel plate, auxiliary mirror etched stainless steel  
 Handrail: Stainless steel single round tube  
 Floor: PVC(Standard), Marble(Optional)



▼ **HGM-P28**

Ceiling: Rose gold stainless steel, acrylic lighting  
 Cabin Wall: Center plate is mirrored, etched, rose gold. Auxiliary plate are hairline, rose gold.  
 Handrail: None  
 Floor: PVC(Standard), Marble(Optional)



▼ **HGM-P29**

Ceiling: Rose gold stainless steel, acrylic lighting  
 Cabin Wall: Center plate is mirrored, etched, rose gold. Auxiliary plates are hairline, rose gold  
 Handrail: None  
 Floor: PVC(Standard), Marble(Optional)



▼ **HGM-P26**

Ceiling: Metal frame with baking paint & hidden lights, mirrored etched.  
 Cabin Wall: Wood plate in the middle with serpeggiante decorations, mirror stainless steel  
 Handrail: Solid wood round handrail  
 Floor: Serpeggiante floor



▼ **HGM-P27**

Ceiling: Hairline stainless steel, acrylic, LED lights  
 Cabin Wall: Center plate mirrored, etched, champagne gold. Auxiliary plates mirrored, hairlined, etched, champagne gold  
 Handrail: Champagne gold single round tube on two sides  
 Floor: PVC(Standard), Marble(Optional)




▼ **HGM-P30**

Ceiling: Rose gold stainless steel, acrylic lighting  
 Cabin Wall: Back wall is mirrored, etched in central plate, pink gold, hairline on auxiliary plate, rose gold.  
 Handrail: None  
 Floor: PVC(Standard), Marble(Optional)



▼ **HGM-P31**

Ceiling: Rose gold stainless steel, acrylic lighting  
 Cabin Wall: Back wall is mirrored, etched in central plate, pink gold, hairline on auxiliary plate, rose gold.  
 Handrail: None  
 Floor: PVC(Standard), Marble(Optional)



▼ **HGM-P32**

Ceiling: Rose gold stainless steel, acrylic lighting  
 Cabin Wall: Center plate is mirrored, etched, rose gold. Auxiliary plates are hairline, rose gold.  
 Handrail: None  
 Floor: PVC(Standard), Marble(Optional)



▼ **HGM-P33**

Ceiling: Rose gold stainless steel, acrylic lighting  
 Cabin Wall: Center plate is mirrored, etched, rose gold. Auxiliary plates are hairline, rose gold  
 Handrail: None  
 Floor: PVC(Standard), Marble(Optional)



▼ **HGM-P36**

Ceiling: Rose gold stainless steel, acrylic lighting  
 Cabin Wall: Center plate is mirrored, etched, rose gold. Auxiliary plate are hairline, rose gold.  
 Handrail: None  
 Floor: PVC(Standard), Marble(Optional)



▼ **HGM-P37**

Ceiling: Rose gold stainless steel, acrylic lighting  
 Cabin Wall: Center plate is mirrored, etched, rose gold. Auxiliary plates are hairline, rose gold  
 Handrail: None  
 Floor: PVC(Standard), Marble(Optional)



▼ **HGM-P34**

Ceiling: Rose gold stainless steel, acrylic lighting  
 Cabin Wall: Center plate is mirrored, etched, rose gold. Auxiliary plates are hairline, rose gold.  
 Handrail: None  
 Floor: PVC(Standard), Marble(Optional)



▼ **HGM-P35**

Ceiling: Rose gold stainless steel, acrylic lighting  
 Cabin Wall: Back wall is The center plate is mirrored, etched, rose gold. Sidewalls is The center plate is sandblasted, mirrored, rose gold. Auxiliary plate is hairline, rose gold.  
 Handrail: None  
 Floor: PVC(Standard), Marble(Optional)



▼ **HGM-P38**

Ceiling: Rose gold stainless steel, acrylic lighting  
 Cabin Wall: Back center is mirrored, etched, rose gold. Side center is mirrored, rose gold. Auxiliary plate: hairline, rose gold  
 Handrail: Stainless steel flat tube on two sides  
 Floor: PVC(Standard), Marble(Optional)



▼ **HGM-P39**

Ceiling: Rose gold stainless steel, acrylic lighting  
 Cabin Wall: Back wall is mirrored, etched in central plate, pink gold, hairline on auxiliary plate, rose gold.  
 Handrail: stainless steel flat tube  
 Floor: PVC(Standard), Marble(Optional)




▼ **HGM-P40**

Ceiling: Rose gold stainless steel, acrylic lighting, LED light  
 Cabin Wall: Center plate is mirrored, sandblasted, rose gold. Auxiliary plate is mirrored, rose gold  
 Handrail: None  
 Floor: PVC(Standard), Marble(Optional)



▼ **HGM-P41**

Ceiling: Wood frame, LED downlight  
 Cabin Wall: Rose gold mirror stainless steel, frosted etching process  
 Handrail: Rose gold mirror stainless steel, frosted etching process round tube handrail  
 Floor: PVC(Standard), Marble(Optional)



▼ **HGM-P44**

Ceiling: Rose gold stainless steel, acrylic lighting  
 Cabin Wall: Center plate is mirrored, etched, rose gold. Auxiliary plate are hairline, rose gold.  
 Handrail: Stainless steel round tube  
 Floor: PVC(Standard), Marble(Optional)



▼ **HGM-P45**

Ceiling: Hairline stainless steel plated in titanium bronze, mirrored, LED down light, lamp  
 Cabin Wall: Center plate is mirrored, etched, rose gold. Auxiliary plates are hairline, rose gold  
 Handrail: Hairline stainless steel plated in titanium bronze.  
 Floor: PVC(Standard), parquet stone(Optional)



▼ **HGM-P42**

Ceiling: Rose gold frame with down light, silver tin fail in the middle  
 Cabin Wall: Rose gold mirror etched, middle hard foreskin decoration  
 Handrail: Rose gold plated stainless steel single round tube on both sides  
 Floor: PVC(Standard), Marble(Optional)



▼ **HGM-P43**

Ceiling: Rose gold stainless steel, acrylic lighting, LED Light  
 Cabin Wall: Center plate is mirrored, etched, rose gold. Auxiliary plate is hairline, rose gold  
 Handrail: None  
 Floor: PVC(Standard), Marble(Optional)



▼ **HGM-P46**

Ceiling: Rose gold stainless steel, acrylic lighting  
 Cabin Wall: The center plate of side is hairlined, bronze, and the auxiliary plate is mirrored. The center plate of back is hairlined, etched, bronze, and the auxiliary plate is hairline  
 Handrail: None  
 Floor: PVC(Standard), Marble(Optional)




▼ **HGM-P47**

Ceiling: Rose gold stainless steel, acrylic lighting  
 Cabin Wall: The center plate of side is hairlined, bronze, and the auxiliary plate is mirrored. The center plate of back is mirrored, etched, and the auxiliary plate is hairline  
 Handrail: stainless steel flat tube  
 Floor: PVC(Standard), Marble(Optional)



▼ **HGM-P48**

Ceiling: Titanium gold mirror stainless steel, Europe an style ceiling lamp  
 Cabin Wall: Titanium gold mirror stainless steel, wood groin trim, leather soft-roll  
 Handrail: Wood grain round handrail  
 Floor: PVC(Standard), Marble(Optional)



▼ **HGM-P49**

Ceiling: Wood grain stainless steel, acrylic lighting  
 Cabin Wall: Wood veneer embedded with titanium gold stainless steel strip, mirror stainless steel  
 Handrail: Stainless steel flat tube  
 Floor: PVC(Standard), parquet stone(Optional)



▼ **HGM-P52**

Ceiling: Gold stainless steel, acrylic lighting  
 Cabin Wall: Center plate is mirrored, etched, gold. Auxiliary plate are hairline, gold.  
 Handrail: Stainless steel round tube  
 Floor: PVC(Standard), Marble(Optional)



▼ **HGM-P53**

Ceiling: Titanium gold mirror stainless steel, acrylic light-transmitting board, LED lighting  
 Cabin Wall: Titanium gold mirror etching, titanium gold sandblasting process  
 Handrail: None  
 Floor: PVC(Standard), parquet stone(Optional)



▼ **HGM-P50**

Ceiling: Gold stainless steel, acrylic lighting, ceiling lamp  
 Cabin Wall: Mirrored, stainless steel, sandblasted, champagne gold  
 Handrail: None  
 Floor: PVC(Standard), Marble(Optional)




▼ **HGM-P51**

Ceiling: Titanium gold mirror stainless steel, double arched acrylic light plate, LED lights  
 Cabin Wall: Titanium gold mirror etched stainless steel  
 Handrail: Solid wood decoration, titanium gold stainless steel single tube on both sides  
 Floor: PVC(Standard), Marble(Optional)



▼ **HGM-P54**

Ceiling: Titanium gold mirror stainless steel, LED light, mirror etched decorative hidden light strip  
 Cabin Wall: Titanium gold mirror stainless steel, titanium gold mirror etching  
 Handrail: Titanium gold round handrail  
 Floor: PVC(Standard), Marble(Optional)



▼ **HGM-P55**

Ceiling: Titanium gold mirror stainless steel, acrylic lighting, LED lighting  
 Cabin Wall: Titanium gold mirror etched stainless steel  
 Handrail: None  
 Floor: PVC(Standard), Marble(Optional)



▼ **HGM-P56**

Ceiling: Titanium gold hairline stainless steel, sandblasted stainless steel, tube light  
 Cabin Wall: Wood veneer with high glass paint, titanium mirror finish, stainless steel decorative strip, center panel with titanium mirror finished etched, side wall is wood veneer, high glass paint  
 Handrail: None  
 Floor: PVC(Standard), Marble(Optional)



▼ **HGM-P57**

Ceiling: White steel plate sprayed, titanium gold wire, middle ceiling light, hidden light  
 Cabin Wall: titanium gold hairline, on both sides mirror stainless steel, center panel is with marble embedded with copper strips  
 Handrail: None  
 Floor: PVC(Standard), Spanish beige, castle gray, chinese black(Optional)



▼ **HGM-P60**

Ceiling: Gold stainless steel, acrylic lighting  
 Cabin Wall: Center plate is mirrored, etched, black titanium. Auxiliary plates are hairlines, champagne gold.  
 Handrail: Stainless steel flat tube, champagne gold  
 Floor: PVC(Standard), Marble(Optional)



▼ **HGM-P61**

Ceiling: Titanium mirror frame, acrylic light, LED lighting  
 Cabin Wall: Center plate is mirrored, etched, titanium. Auxiliary plates are hairlines, titanium.  
 Handrail: Titanium gold frame round handrail  
 Floor: PVC(Standard), parquet stone(Optional)



▼ **HGM-P58**

Ceiling: Wooden decorative frame with hidden lighting & ceiling lights  
 Cabin Wall: side wall and rear wall are mirror etched stainless steel with wood veneer on both sides, mirror etched stainless steel  
 Handrail: Hairline stainless steel tube handrail  
 Floor: PVC(Standard), Marble(Optional)



▼ **HGM-P59**

Ceiling: Black titanium mirror top panel, black titanium hairline border, LED tube light  
 Cabin Wall: Black titanium mirror etched center panel, woven pattern decorative auxiliary panel, two colored hairline car wall.  
 Handrail: None  
 Floor: PVC(Standard), Marble(Optional)



▼ **HGM-P62**

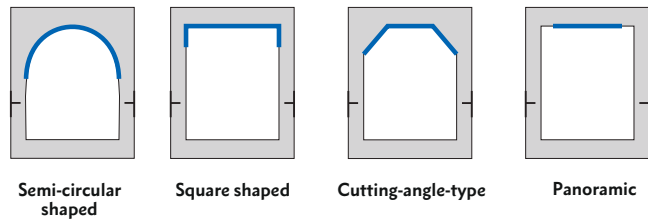
Ceiling: Titanium gold mirror frame, LED light  
 Cabin Wall: Center plate is mirrored, etched, black titanium. Auxiliary plates are hairlines, titanium  
 Handrail: Titanium gold two round handrail  
 Floor: PVC(Standard), Marble(Optional)



▼ **HGM-P63**

Ceiling: Champagne gold mirror frame, acrylic lighting, LED lighting  
 Cabin Wall: Titanium gold mirror etched stainless steel  
 Handrail: Flat two handrail on two side  
 Floor: PVC(Standard), Marble(Optional)

# OBSERVATION ELEVATOR CABIN DESIGN



Semi-circular shaped    Square shaped    Cutting-angle-type    Panoramic



**HGM-02**

Upper/Lower Cover: Mirror stainless steel rib ring  
 Observation Wall: Safety glue glass  
 Decoration Ceiling: Stainless steel hair lines, milky white in the middle, acrylic lighting  
 Cabin Wall: Hairline stainless steel  
 Handrail: Stainless steel double pipe  
 Floor: PVC (Standard), Marble (Optional)



**HGM-01**

Upper/Lower Cover: Titanium mirror stainless steel  
 Observation Wall: Safety laminated glass  
 Decoration Ceiling: Acrylic translucent plate, LED downlight  
 Cabin Wall: Titanium mirror stainless steel  
 Handrail: Titanium mirror flat handrail  
 Floor: PVC (Standard), Marble (Optional)



**HGM-03**

Upper/Lower Cover: Titanium gold etching, steel plate baked enamel  
 Observation Wall: Safety laminated glass  
 Decoration Ceiling: Steel plate baked enamel, acrylic lighting decoration, LED lights  
 Cabin Wall: Titanium gold mirror etched stainless steel  
 Handrail: Titanium mirror double tube handrail  
 Floor: PVC (Standard), Marble (Optional)



**HGM-04**

Upper/Lower Cover: Hairline stainless steel  
 Observation Wall: Safety laminated glass  
 Decoration Ceiling: Mirror stainless steel, LED lights  
 Cabin Wall: Hairline stainless steel  
 Handrail: Stainless steel tube  
 Floor: PVC (Standard), Marble (Optional)



**HGM-05**

Upper/Lower Cover: Hairline stainless steel  
 Observation Wall: Safety laminated glass  
 Decoration Ceiling: Steel plate baked enamel  
 Handrail: Floor type stainless steel round tube  
 Floor: PVC (Standard)



**HGM-06**

Upper/Lower Cover: Titanium stainless steel  
 Observation Wall: Safety laminated glass  
 Decoration Ceiling: Titanium mirror stainless steel, LED lights  
 Cabin Wall: Titanium mirror stainless steel  
 Handrail: Stainless steel single tube  
 Floor: PVC (Standard), Marble (Optional)



**HGM-07**

Upper/Lower Cover: Stainless steel skirting  
 Observation Wall: Safety laminated glass  
 Decoration Ceiling: Hairline stainless steel, acrylic lighting  
 Cabin Wall: Hairline stainless steel  
 Handrail: Floor type stainless steel round tube  
 Floor: PVC (Standard)



**HGM-08**

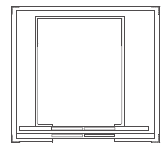
Upper/Lower Cover: Titanium stainless steel  
 Observation Wall: Safety laminated glass  
 Decoration Ceiling: Titanium stainless steel, Acrylic decorative lights  
 Cabin Wall: Titanium mirror stainless steel  
 Handrail: Titanium Stainless steel tube  
 Floor: PVC (Standard), Marble (Optional)



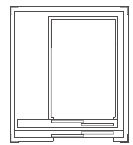
**HGM-09**

Upper/Lower Cover: Steel spraying, hairline stainless steel  
 Observation Wall: Safety laminated glass  
 Decoration Ceiling: Hairline stainless steel, LED lights, acrylic decorative lights  
 Cabin Wall: Hairline stainless steel, steel spraying  
 Handrail: Stainless steel tube  
 Floor: PVC (Standard), Marble (Optional)


# HOME ELEVATOR CABIN DESIGN



Center Opening



Side Opening



Manually Operating Door



▼ HGM-V01

Ceiling: Steel plate spraying, black titanium mirror stainless steel trim, LED light  
 Cabin Wall: Black titanium hairline stainless steel, wire glass, mirror stainless steel trim, wood veneer  
 Handrail: None  
 Floor: PVC (Standard), Marble (Optional)



▼ HGM-V04

Ceiling: Rose gold mirror surface stainless steel frame, LED light belt.  
 Cabin Wall: Rose gold pattern stainless steel in the left & right, back wall is rose gold hairline stainless steel  
 Handrail: None  
 Floor: PVC (Standard), Marble (Optional)



▼ HGM-V05

Ceiling: Steel plate spraying, black titanium mirror stainless steel trim, hidden light belt  
 Cabin Wall: Black titanium hairline stainless steel, wire glass, mirror stainless steel trim, wood veneer  
 Handrail: None  
 Floor: PVC (Standard), Marble (Optional)



▼ HGM-V02

Ceiling: Hairline stainless steel frame, champagne Gold, mirror etching, LED light  
 Cabin Wall: champagne Gold sandblasted stainless steel, mirror etching stainless steel  
 Handrail: None  
 Floor: PVC(Standard), Marble(Optional)



▼ HGM-V03

Ceiling: Steel plate spraying, bronge sandblasted stainless steel, LED light  
 Cabin Wall: Bronze mirror stainless steel trim, bronze sandblasted stainless steel, wood veneer  
 Handrail: None  
 Floor: PVC (Standard), Marble (Optional)



▼ HGM-V06

Ceiling: Titanium mirror stainless steel frame, LED light transmission palte  
 Cabin Wall: Mirror etching , titanium  
 Handrail: None  
 Floor: PVC (Standard), Marble (Optional)



▼ HGM-V07

Ceiling:Steel plate spraying, black titanium mirror stainless steel trim, hidden light belt  
 Cabin Wall: Black titanium hairline stainless steel, mirror stainless steel trim,wood veneer  
 Handrail: None  
 Floor: PVC (Standard), Marble (Optional)

# FREIGHT ELEVATOR

A freight elevator is a type of elevator specifically designed to carry goods and heavy loads rather than passengers. These elevators are robust and built to handle high capacity, often ranging from 1000kg to 10,000kg or more, depending on the specific model and application. They are typically found in warehouses, factories, and commercial buildings to facilitate the efficient movement of merchandise and equipment.

## Specification

- Speed: 1.0m/s, 0.5m/s, 0.25m/s
- Load: 1000kg / 2000kg / 3000kg / 4000kg / 5000kg / 1000Kg
- Traction Geared / Traction Gearless / Hydraulic
- With a Machine Room / Machine Roomless

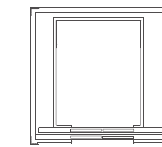


## Side Opening




### ▼ HGM-F01

- Ceiling: Painted steel
- Ventilation: Circular fan
- Cabin Wall: Painted steel
- Cabin Door: Painted steel
- Handrail: None
- Floor: Chequered plate steel



Center Opening



Side Opening

## 2-Panels center Opening



### ▼ HGM-F02

- Ceiling: Painted steel
- Ventilation: Circular fan
- Cabin Wall: Painted steel
- Cabin Door: Painted steel
- Handrail: None
- Floor: Chequered plate steel

# CAR ELEVATOR

## Stable and comfortable quality bearing

Car elevator adopts internationally advanced elevator technology, guaranteeing sufficiently large size and load carrying of automobile product, which can satisfy the demands of park at different floors, and can be applied widely in large scaled parks, 4S stores and so on. Car elevator adopts internationally advanced elevator technology, guaranteeing sufficiently large size and load carrying of automobile product, which can satisfy the demands of park at different floors, and can be applied widely in large scaled parks, 4S stores and so on.

## Convenient opening design

Front and rear through door settings for easy access to the car

## Space Efficiency

Car elevators maximize the use of vertical space, allowing for more parking spots in a given area, especially in urban environments where horizontal space is limited.

## Convenience and Accessibility

They provide direct access to parking levels, eliminating the need for ramps and reducing the distance drivers need to walk, which is particularly beneficial in high-rise residential and commercial buildings.

## Improved Aesthetics

Car elevators reduce the need for large, unsightly parking structures, allowing for more aesthetically pleasing building designs and better integration with the surrounding environment.

## Cost Savings

They can lead to cost savings in construction by reducing the amount of land and building materials needed for parking ramps, and in the long term, they can lower maintenance costs associated with traditional parking structures.



## ► HGM-Co1

Ceiling: Sprayed steel plate  
 Cabin Wall: Sprayed steel plate  
 Illuminate: Embedded energy-saving flurescent lamp  
 Door opening Mode: Side opening type  
 Floor: checked plate steel

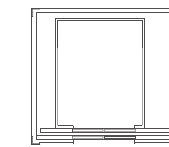
## FLOOR



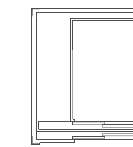
Ordinary pattern steel plate



Stainless steel plate with patterns



Center Opening



Side Opening

## ► HGM-Co2

Ceiling: Hairline stainless steel  
 Cabin Wall: Hairline stainless steel  
 Illuminate: Flurescent lamp  
 Door opening Mode: Center-opening & double folded type  
 Floor: checked plate steel

## FLOOR



Ordinary pattern steel plate



Stainless steel plate with patterns



# HOSPITAL ELEVATOR

## Efficient Patient Transport

**Quick Movement:** Elevators enable the rapid movement of patients, particularly those in critical condition, between different floors, departments, and units, such as from the emergency room to surgery or the intensive care unit.

**Safe Transport:** They ensure safe and smooth transport for patients on stretchers, in wheelchairs, or on hospital beds, minimizing the risk of further injury.

## Accessibility

**For Staff:** Elevators allow medical staff to move quickly and efficiently between floors, ensuring that they can respond promptly to emergencies and provide timely care.

**For Visitors:** Elevators make it easier for visitors, including those with mobility issues, to access different parts of the hospital, fostering a more inclusive environment.

## Emergency Situations

**Evacuations:** In case of emergencies like fires or other disasters, elevators (if operational) can aid in the quick and efficient evacuation of patients, especially those who are immobile or critically ill.

**Code Blue Situations:** During medical emergencies where every second counts, elevators enable rapid response and transport of resuscitation teams and equipment.

## Operational Efficiency

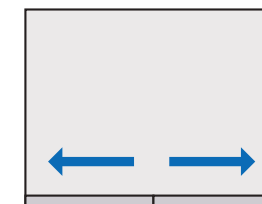
**Workflow Management:** By facilitating the quick movement of staff and resources, elevators contribute to the overall efficiency of hospital operations, allowing for better workflow and resource management.



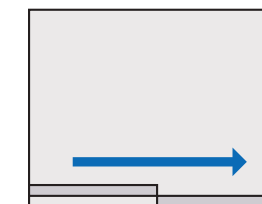
### ► HGM-H01

Ceiling: Hairline stainless steel, LED lights  
 Cabin Wall: Hairline stainless steel  
 Cabin Door: Hairline stainless steel  
 Handrail: Stainless steel flat armrest  
 Floor: PVC, Marble (Optional)

## Multiple door opening methods



Center opening type



Side opening type



# ESCALATOR

Escalators are moving staircases designed to transport people between different levels of a building. They consist of a continuous loop of steps that move on tracks, powered by an electric motor. Benefits of Escalators

## Increased Capacity

**High Traffic:** Escalators can handle a large number of people efficiently, making them ideal for busy areas like shopping malls, airports, and transit stations.

## Convenience and Accessibility

**Ease of Use:** They provide an easy way for people to move between floors without the exertion of climbing stairs.

**Mobility Aid:** Escalators are particularly beneficial for individuals with mobility issues, as they offer a smooth and continuous ride.

## Space Efficiency

**Compact Design:** Escalators can fit into spaces where elevators might not be practical, such as narrow shafts or open areas.

## Continuous Flow

**No Waiting:** Unlike elevators, escalators provide a constant flow of movement, reducing wait times and congestion.

## Energy Efficiency

**Cost-Effective:** Escalators consume less energy compared to elevators, especially when moving a large number of people over short distances.

## Safety Features

**Built-In Safety:** Modern escalators come equipped with safety features like emergency stop buttons, handrails, and step-level monitoring to ensure passenger safety.



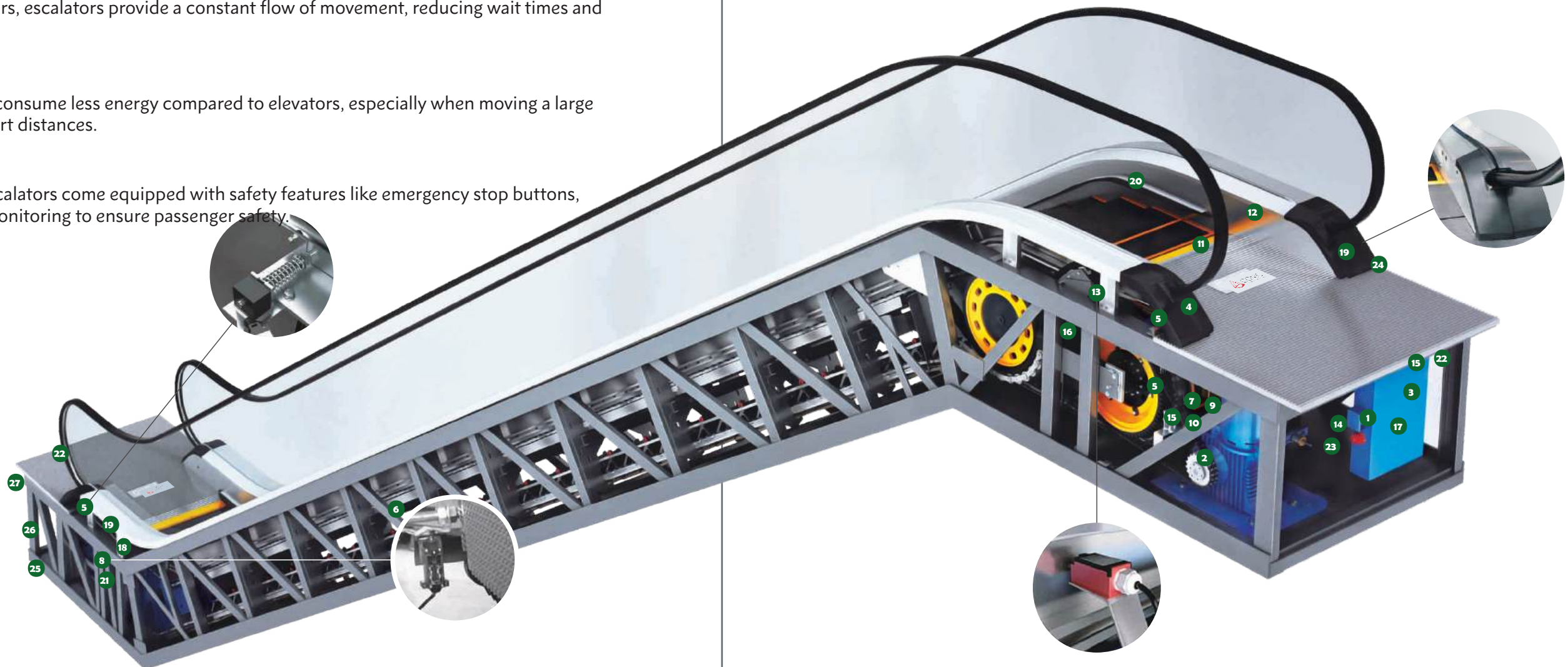
Comfort and stability



Safety guarantee



Low noise and environmental protection




### Standard safety device

1	Out of phase and out of phase protection	15	Overhaul safety switch
2	Motor overload protection	16	Cascade gap lighting
3	Electrical circuit protection	17	Activate the alarm device
4	Handrail with entrance protection	18	Armrest belt break protection device
5	Safety protection device for comb plate	19	Handrail speed monitoring
6	Cascade collapse protection device	20	Apron brush
7	Drive chain break protection	21	Cascade loss security protection
8	Cascade chain fracture protection	22	Pedal opening safety protection
9	Overspeed protection	23	Braking distance monitoring and protection
10	Non- operational reverse protection	24	Electric additional brake (must be equipped when H > 6m)
11	Warning line	25	Lower computer room drainage (outdoor ladder)
12	Emergency stop button	26	Detection of water level in the lower computer room (outdoor ladder)
13	Apron plate protection	27	Oil-water separator (outdoor ladder)
14	Brake protection		

# MOVING WALK

Moving walks are motorized conveyor systems that transport people horizontally or on an incline over short to medium distances. Commonly found in airports, shopping malls, and transit hubs, they resemble escalators but have a flat or slightly inclined surface, allowing passengers to walk or stand while being transported.



## Increased Efficiency

**Speeds Up Transit:** Helps people cover long distances quickly, reducing travel time in large facilities.

**Smooth Flow:** Facilitates the smooth flow of pedestrian traffic, minimizing congestion in busy areas.


## Accessibility

**Assists Mobility:** Provides an easy means of transport for individuals with mobility issues, heavy luggage, or those who find it difficult to walk long distances.


**Convenient for All:** Benefits a wide range of users, from elderly and disabled individuals to travelers with young children.



Comfort and safe



Intelligent computing



Remote monitoring

# CAR OPERATIONAL PANEL (COP & LOP)



HGM-COP-1



HGM-COP-2



HGM-COP-3



HGM-COP-4



HGM-COP-5



HGM-LOP-1



HGM-LOP-2



HGM-LOP-3



HGM-LOP-4



HGM-LOP-5



HGM-LOP-6



HGM-LOP-7



HGM-LOP-8



HGM-LOP-9



HGM-LOP-10



HGM-LOP-11



HGM-LOP-12



HGM-LOP-13



HGM-LOP-14



HGM-LOP-15



HGM-LOP-16



HGM-LOP-17



HGM-LOP-18

# HANDRAIL SERIES



**HGM-H01** Mirror stainless steel single tube 051x1000mm



**HGM-H02** Titanium gold matte hairline mono tube 051x1000mm



**HGM-H03** Champagne gold stainless steel single tube 051x1000mm



**HGM-H04** Titanium gold stainless steel single pipe 051x1000mm



**HGM-H05** Champagne gold mirror etched stainless steel 051x1000mm



**HGM-H06** Combination of log and titanium gold 051x1000mm



**HGM-H07** Double combination of mirror & stainless steel 051x1000mm



**HGM-H08** Double combination of gold & stainless steel 051x1000mm



**HGM-F22**  
Stainless steel tube



**HGM-F23**  
Stainless steel tube



**HGM-F24**  
Stainless steel tube



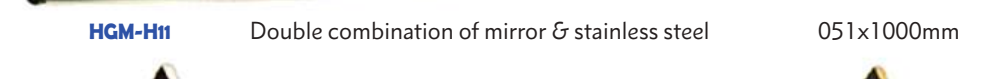
**HGM-H09** Mirror stainless steel single tube 051x1000mm



**HGM-H10** Titanium gold matte hairline mono tube 051x1000mm



**HGM-H11** Double combination of mirror & stainless steel 051x1000mm



**HGM-H12** Double combination of gold & stainless steel 051x1000mm



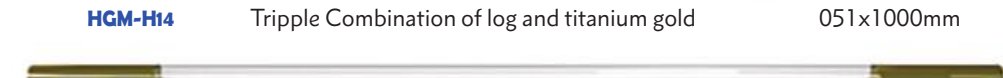
**HGM-H13** Tripple combination of mirror & stainless steel 051x1000mm




**HGM-H14** Tripple Combination of log and titanium gold 051x1000mm



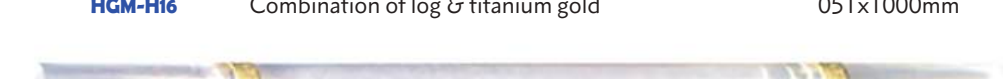
**HGM-H15** Combination of titanium gold & stainless steel tube mirror 051x1000mm



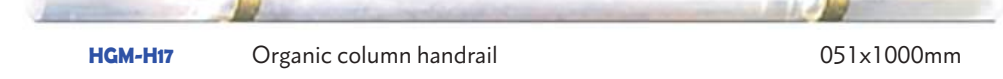
**HGM-H16** Combination of log & titanium gold 051x1000mm



**HGM-H17** Organic column handrail 051x1000mm



**HGM-H18** Mirror & stainless steel round pipe 051x1000mm



**HGM-H19** Hairline panel square handrail 080x1000mm




**HGM-H20** 6mm Flat handrail of stainless steel 080x1000mm



**HGM-H21** 6mm stainless steel titanium gold short grain, etched, arc head 080x1000mm









**HGM-H22** 6mm stainless steel titanium gold short grain, etched, arc head 080x1000mm





**HGM-H23** 6mm stainless steel titanium gold short grain, etched, arc head 080x1000mm

**HGM-H24** 6mm stainless steel titanium gold short grain, etched, arc head 080x1000mm

**CEILING SERIES**



**FLOOR SERIES**





▼ **HGM-F13**



▼ **HGM-F14**



▼ **HGM-F15**



▼ **HGM-F16**



▼ **HGM-F17**



▼ **HGM-F18**



▼ **HGM-F19**



▼ **HGM-F20**



▼ **HGM-F21**



▼ **HGM-F22**



▼ **HGM-F23**



▼ **HGM-F24**

**LANDING DOOR**



▼ **HGM-L1**  
Mirror, etched, hairline, titanium gold, irregular grain



▼ **HGM-L2**  
Titanium gold, mirror, etched



▼ **HGM-L3**  
Hairline, etching



▼ **HGM-L4**  
Hairline, etching



▼ **HGM-L5**  
Hairline, etching



▼ **HGM-L6**  
Hairline, etching



▼ **HGM-L7**  
Mirror, etched

▼ **HGM-L8**  
Mirror, etched

▼ **HGM-L9**  
Mirror, etched



▼ **HGM-L13**  
Rose, mirror, etched

▼ **HGM-L14**  
titanium, mirror, etched

▼ **HGM-L15**  
Champagne gold,  
mirror, etched



▼ **HGM-L10**  
Mirror, etched

▼ **HGM-L11**  
Mirror, etched

▼ **HGM-L12**  
Black titanium  
mirror, etched



▼ **HGM-L16**  
Golden, mirror, etched

▼ **HGM-L17**  
Mirror, etched

▼ **HGM-L18**  
Black titanium  
mirror, etched



▼ **HGM-L19**

Titanium gold, mirror, etched



▼ **HGM-L20**

Rose, mirror, etched



▼ **HGM-L21**

Rose gold, mirror, etched




▼ **HGM-L25**

Golden, mirror, etched




▼ **HGM-L26**

Golden, mirror, etched



▼ **HGM-L27**

Golden, mirror, etched



▼ **HGM-L22**

Titanium gold, mirror, etched



▼ **HGM-L23**

Golden, mirror, etched



▼ **HGM-L24**

Hairline, etching



▼ **HGM-L28**

Rose gold, mirror, etched



▼ **HGM-L29**

Rose gold, mirror, etched



▼ **HGM-L30**

Rose gold, mirror, etched



▼ **HGM-L31**  
Titanium, mirror, etched



▼ **HGM-L32**  
Titanium, mirror, etched



▼ **HGM-L33**  
Titanium, mirror, etched



▼ **HGM-L37**  
Titanium, mirror, etched




▼ **HGM-L38**  
Titanium, mirror, etched



▼ **HGM-L39**  
Titanium, mirror, etched



▼ **HGM-L34**  
Titanium, mirror, etched



▼ **HGM-L35**  
Rose, mirror, etched



▼ **HGM-L36**  
Titanium, stainless steel & glass



▼ **HGM-L40**  
Titanium, mirror, etched



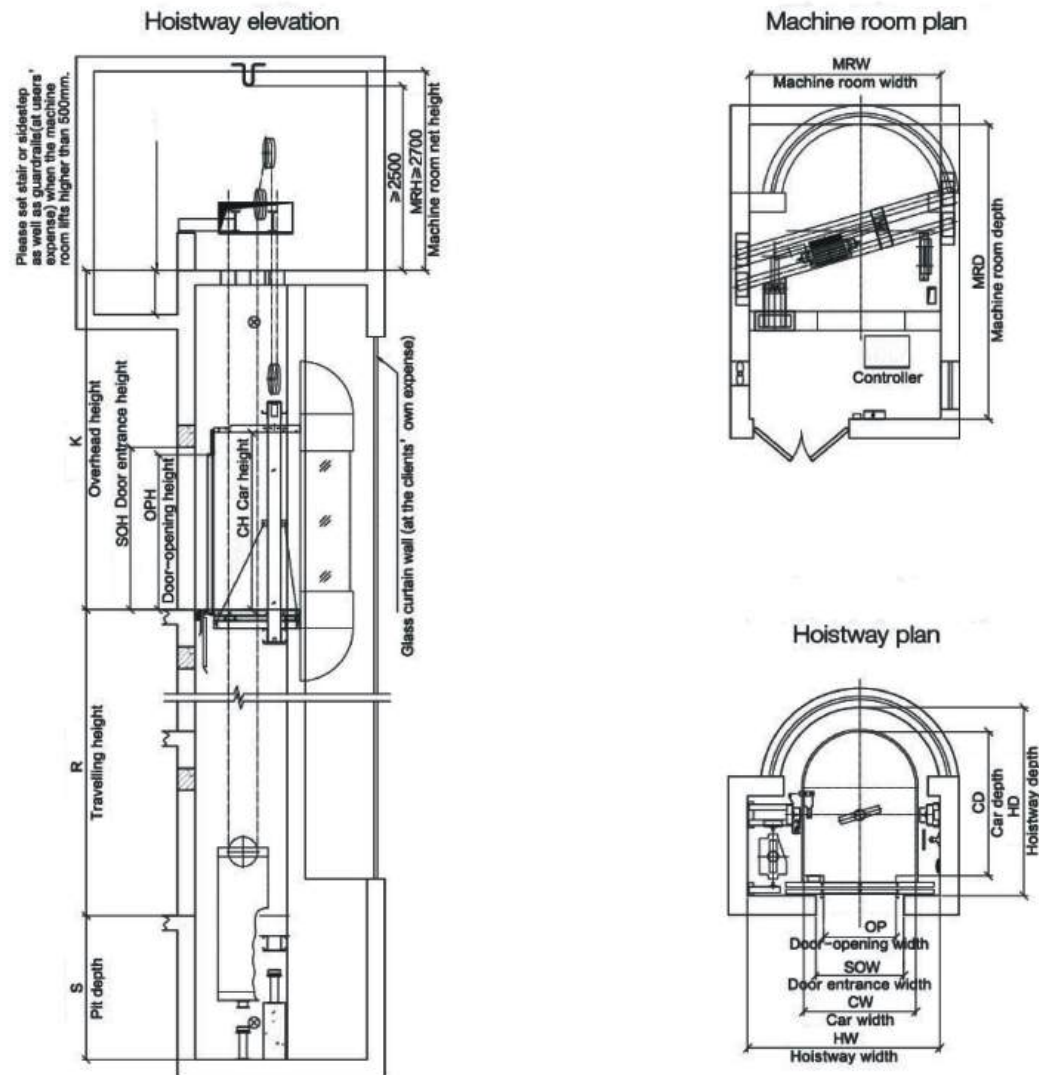
▼ **HGM-L41**  
Titanium, mirror, etched



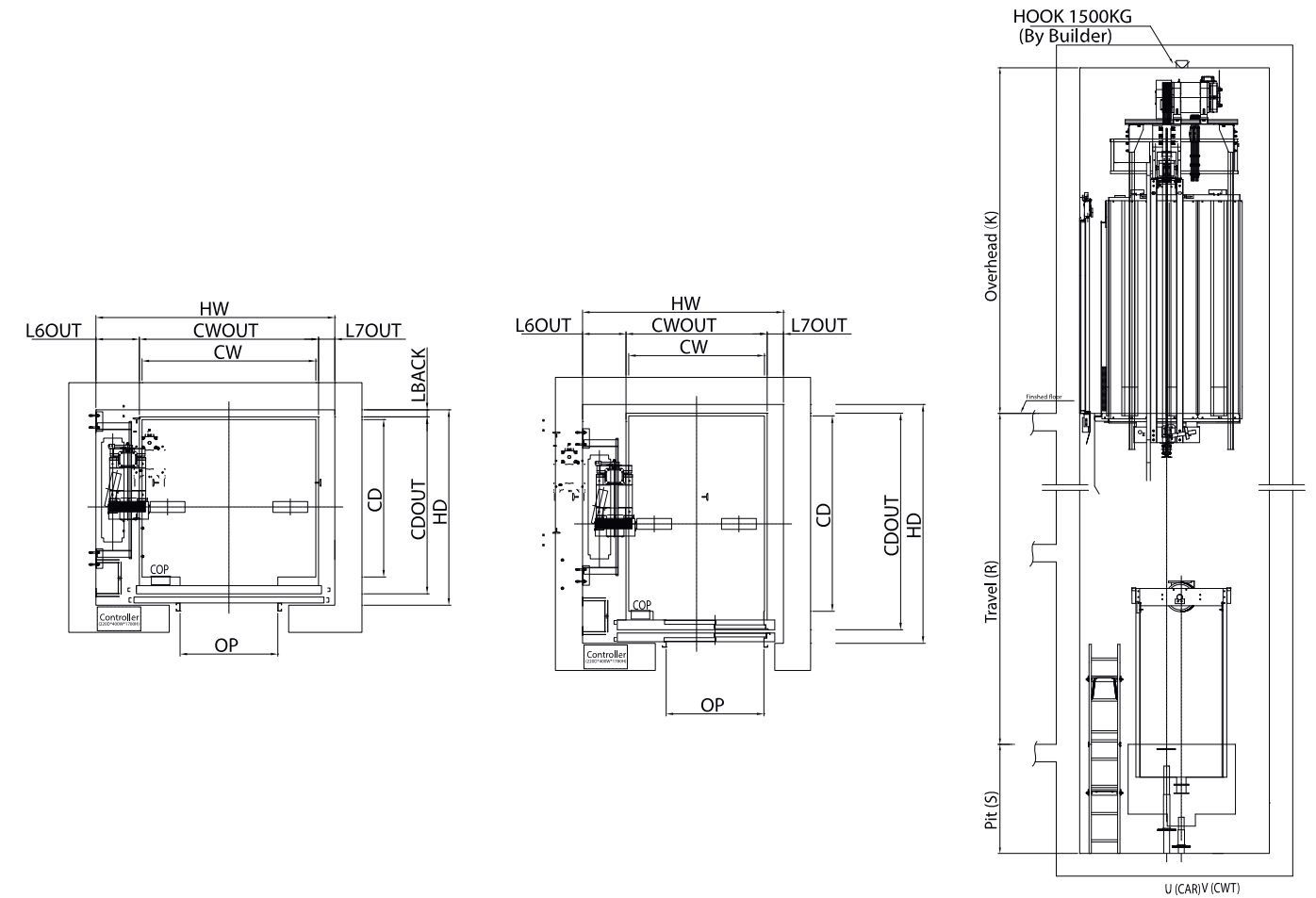
▼ **HGM-L42**  
Titanium, mirror, etched



### Machine Room (MR) type Layout Plan for Panoramic Elevator



### Technical Data



Load (kg)	Speed (m/s)	Net dimension of car (mm)			Net dimension of hoistway (mm)				Net dimension of machine room (mm)			Maximum floor	Maximum travelling (m)				
		Width	Depth	Height	Door open width	Door open height	Width	Depth	Gate width	Gate height	Pit			Over head	Width	Depth	Height
800	1.0	1250	1700	2500	800	2100	2250	2250	1000	2200	1950	4400	2250	3600	2700	16	50
	1.5															25	80
	1.75															30	90
1000	1.0	1400	1800	2500	900	2100	2400	2350	1100	2200	1950	4400	2400	3700	2700	16	50
	1.5															25	80
	1.75															30	90
1150	1.0	1400	2000	2500	900	2100	2400	2550	1100	2200	1950	4400	2400	3900	2700	16	50
	1.5															25	80
	1.75															30	90
1350	1.0	1600	2000	2500	900	2100	2500	2550	1100	2200	1950	4400	2500	3900	2700	16	50
	1.5															25	80
	1.75															30	90
1600	1.0	1600	2250	2500	900	2100	2500	2800	1100	2200	1950	4400	2500	4000	2700	16	50
	1.5															25	80
	1.75															30	90

Note: Only for reference, final manufacture please follow contract.

### Overhead, Pit

Application Regulation[CODE]	Speed(m/s)	Ceiling Height (mm)	Overhead(mm)	Pit Depth (mm)
EN81-20	1.0	2300	4000	1250
	1.5		4200	1350
	1.75		4250	1400
	1.0	2400	4100	1250
	1.5		4300	1350
	1.75		4350	1400
Standard	1.0	2300	3850 (4000)	1250
	1.5		4050 (4200)	1350
	1.75		4150 (4250)	1400
	1.0	2400	3950 (4100)	1250
	1.5		4150 (4300)	1350
	1.75		4250 (4350)	1400
MS2021	1.0	2300	4050	1250
	1.5		4200	1350
	1.75		4250	1400
	1.0	2400	4150	1250
	1.5		4300	1350
	1.75		4350	1400

( ) Overhead is for Mongolia and Venezuela market



## Technical Data

### Technical Features

● standard ○ option

Function	Description	
Automatic Operation	Elevator operates automatically	●
Anti-nuisance Operation	In case of a significant difference between the number of calls registered on the car operating panel and actual load in the elevator, the elevator prevents unnecessary operation by canceling all registered calls when it arrives at the nearest floor.	●
Car Call Cancellation	Allows cancellation of an incorrectly registered car call if a passenger accidentally push an incorrect button, the call can be cancelled by pressing the same button once more.	●
Nearest Stop	When the car stops between the floors due to a mechanical malfunction, it will move to the nearest floor to enable passengers to exit safely.	●
Automatic Door Open & Close Time Adjustment	Door open and close are automatically adjusted depending on whether it is a hall call or a car call, increasing the operating efficiency.	●
Car Door Safety Shoe	Extending the full height of the car door, this device enables the doors to return to the fully open position, should the door encounter a person or obstacle while closing.	●
Automatic Car Light & Fan Switch	Car illumination and fan are turned off automatically to save energy.	●
Bypass Operation (80%)	If the actual load exceeds 80% of the allowable maximum load, the elevator will not react to calling signals from other floors.	●
Over Load (110% of rated load) Holding Stop	When the load of passengers exceeds the maximum capacity, a buzzer will activate and the elevator remains at that floor. When passengers step out of the elevator, the buzzer will stop and the elevator doors will close and operation continues.	●
CarPosition Display	Car position display in car or hall, operated by car indicator or hall indicator.	●
Over Speed Governor	Located at the top of the hoistway, engages the governor rope, and helps activation of the elevator safety device, should the elevator car accelerate beyond the predetermined maximum speed for both "up and down" direction.	●
Emergency Lighting Feature	In case of power failure, the emergency light will be turned on and the light will maintain on for certain period of time	●
Changeable Reference Floor	The reference floor can be changed by the customer.	●
Inspection Mode	When checking and repairing, the elevator will operate at a lower speed as to ensure technician's safety.	●
Terminal Limit Switches	Prevents the elevator from traveling beyond a terminal landing.	●
Intercom	Provides emergency communication between passengers in the car and the machine room or the building personnel in a security or maintenance room.	●
Car Chime	Arrival signal	○
Duplex	2 Unit duplex control	○
Firemen Operation	In case of fire, firemen can use the elevator which is stopped at the specified floor in order to support fire-fighting.	○
Fire Return Operation	In case of fire, every car will return to the specified floor to evacuate passenger safely.	○
Automatic Rescue Device	In case of power failure, when the building has no emergency power supply, the elevator is sent to the nearest floor by DC power battery to prevent passengers from being trapped inside the car.	○
Supervisory Interface	Provide dry contact (BA Interface)	○
Earthquake Sensor	When earthquakes occur, the device will force the elevator to stop at the nearest floor with door fully opened, and the elevator will stop operating. The elevator will not operate until reset.	○
Voice Synthesizer	Automatic broadcast of status information of the elevator.	○
Night Noise Restriction	When a timer or RTC (Real Time Clock) reaches designated time, chime and/or gong is deactivated.	○
CCTV	Provide CCTV signal from car to supervisory room. Customer provides CCTV equipment and CCTV cable from machine room to supervisory room. Sigma provides CCTV cable from car to controller and hole position of CCTV equipment on ceiling.	○

## Professional and Considerate Service

Good service ensures your safety. It warrants your investment in equipment. Truly nice service can predict and satisfy special requirements from vast clients. As service definition varies according to different customers' requirements, our methods are also extensive and individual in order to meet those demands.

Serving vast customers is our only objective. We assume that the core of service does not lie in the process. but the very result. We are not only required the extensive sales of our elevators. We also demand 100% satisfaction from our clients. Our company is engaged in enhancing the personnel's skill and quality. We strive to well-settle the service efficiency and quality. Therefore, the clients can truly experience our superior and professional services. The clients of our company can get the global high quality, high standard and the professional services. All-year-round 8760-hour safeguard just for your word of "I am satisfied with it!"

### Service Team

All maintenance service personnel are received strict on-the-job training to execute standard maintenance procedures and provide perfect service experience for customers by depending on strong technical supporting network as well as management system.

### Spare Parts

All supplied spare parts are conducted strict test before delivery, which includes escalator's components of various models; distribution network has covered lots of cities all over the country for rapid supply and timely replacement.



Professional maintenance



Service Line



Professional Team



Convenient Service